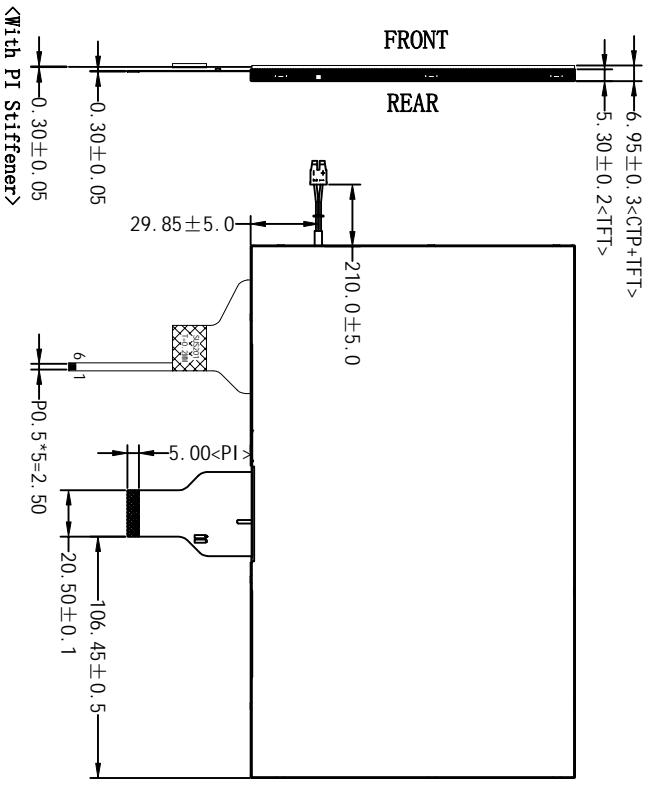
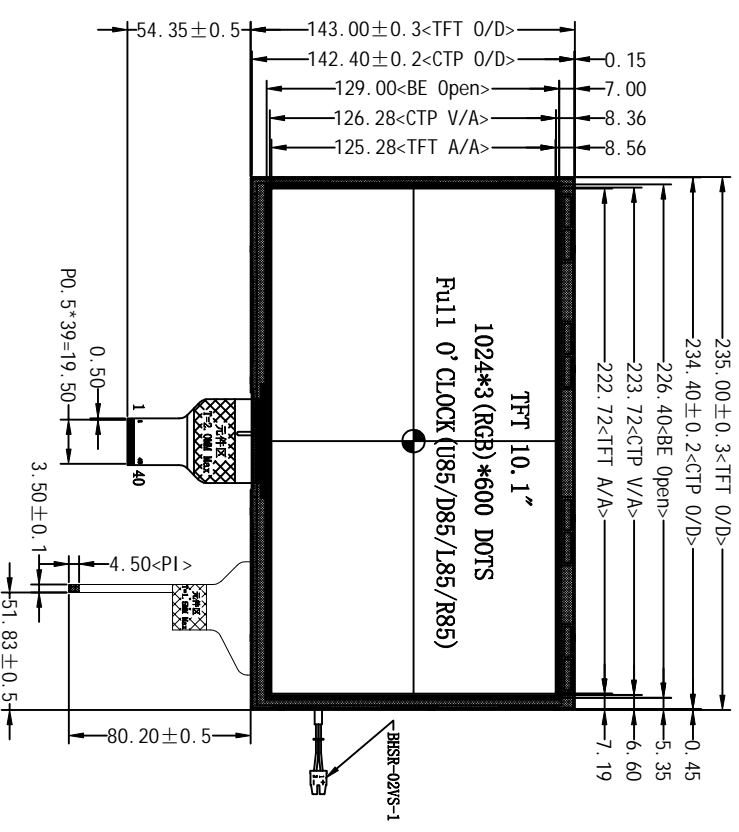


\*\*\* Do not display the fixed pattern for a long time when using a normally black panel, as it may cause image sticking due to the LCM structure. If the screen is displayed in fixed mode, use a screen saver. It is recommended to display the fixed mode in less than 2 minutes or less.

Modify: Change the backlight connection

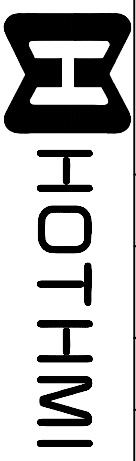
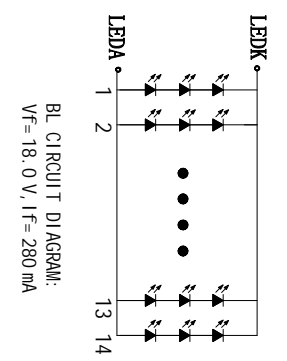


Pin_SIGNAL	Pin_SIGNAL
1	D3P
2	GND
3	NC
4	NC
5	GND
6	NC
7	NC
8	HSD
9	AVDD
10	GND
11	LEDK
12	LEDK
13	L/R
14	U/D
15	VGL
16	NC
17	NC
18	VGH
19	LEDA
20	LEDA

Symbol	Min.	Typ.	Max.	Unit
VCI	3.0	3.3	3.6	V
AVDD	9.4	9.6	9.8	V
VGH	17.0	18.0	19.0	V
VGL	-6.5	-6.0	-5.5	V
VCOM	4.0	4.2	4.4	V

CTP_SIGNAL	CTP_SIGNAL
1	RESX
4	INT
5	SDA
6	SCL

Symbol	Min.	Typ.	Max.	Unit
VCI	3.0	3.3	3.6	V
AVDD	9.4	9.6	9.8	V
VGH	17.0	18.0	19.0	V
VGL	-6.5	-6.0	-5.5	V
VCOM	4.0	4.2	4.4	V



HotMI  
TFT-H101A9WSIFTKC40

Scale	1:1	Unit	mm	Tol.	±0.3
Ver.	V1	Drawn	Liu	Date	2020-04-30